







PLAN NOTES & DEVICE KEY:

GENERAL NOTES:

1. WALLS WITHOUT DIMENSIONS ARE NOT USABLE FOR DISPLAY.
2. ALL DIMENSIONS ARE ROUNDED TO THE NEAREST 1/8".
3. DIMENSIONS IN BLUE DENOTE WALL MIDPOINTS.
4. ELECTRICAL DEVICE LOCATIONS SHOWN FOR REFERENCE ONLY. LOCATION PLACEMENT IS APPROXIMATE AND IS INTENDED AS A GUIDE.
5. KEYNOTE 5: NOTE THAT CENTER OF WALL HAS RECTANGULAR PROJECTION CUT OUT. AVOID ART PLACEMENT AT CENTER OF AREA OF WALL.

	LIGHT SWITCH W/ DIMMER, 42" AFF TYP.
	WALL MOUNTED FIRE STROBE, 84" AFF TYP.
	WALL MOUNTED FIRE ALARM, 42" AFF TYP.
	110-120V DUPLEX RECEPTACLE, 18" AFF TYP.
	110-120V 4 PLEX RECEPTACLE, 18" AFF TYP.
	THERMOSTAT, 42" AFF TYP, U.N.O.

